

Vcdng"qh"Eqpvgpvu

Eqo rtgjpukxg"Pggfu"Cuuguu ogpv
Fgoqitcrjkeu
Uejqqn"Rqrwncvkqp"4244/4245

5
5
5

Comprehensive Needs Assessment

Demographics

| School Population 2022-2023 | Count | Percent |
|--------------------------------|-------|---------|
| Uvwfgpv"Vqvcn | 674 | 322 ' |
| Gctn{"Gfwecvkqp" I tcfg | 4 | 066 ' |
| Rtg/Mkpfgtictvgp" I tcfg | 65 | ;073 ' |
| Mkpfgtictvgp" I tcfg | 83 | 3507 ' |
| 3uv" I tcfg | 85 | 350;6 ' |
| 4pf" I tcfg | 92 | 3706; ' |
| 5tf" I tcfg | 87 | 3605: ' |
| 6vj" I tcfg | 88 | 3608 ' |
| 7vj" I tcfg | :4 | 3:036 ' |
| Student Demographics 2023-2023 | Count | Percent |
| Gender | | |
| Hg o cng | 448 | 72 ' |
| O cng | 448 | 72 ' |
| Ethnicity | | |
| J kurepke/Ncvkpg | ;2 | 3;0;3 ' |
| Race | | |

| Special Education Services 2022-2023 | Count | Percent |
|--------------------------------------|-------|---------|
| Primary Disabilities | 5 | 50.55 % |
| Pq" Fkucdknkv{ | 2 | 20.22 % |
| Qvjqrqfke"ko rckt o gpv | 2 | 20.22 % |
| Qvjgt"jgcnvj"ko rckt o gpv | 3 | 40.45 % |
| Cwfkvt{"ko rckt o gpv | 2 | 20.22 % |
| Xkuwcn"ko rckt o gpv | 2 | 20.22 % |
| | | |

| Staff Information 2022-2023 | | Count | Percent |
|-----------------------------|---|-------|---------|
| Gfwecvkqpcn"Ckfg | 5 | 36 | 44.44 % |
| Cwzknket { | 5 | | |

| Student Indicators 2022-2023 | Count | Percent |
|------------------------------|-------|---------|
| Cv/Tkum | 443 | 61.0 % |
| Hquvgt"Ectg | 3 | 2.04 % |
| KGR"Eqpvkpwgt | 2 | 2.02 % |
| Ko oki tcv | 9 | 3.07 % |
| Kpvgtxgpkqp"Kpfkecvqt | 7 | 4.30 % |
| Oki tcv | 2 | 2.02 % |
| Oknkvct {"Eqppgevgf | | |

Vjg" o cng"vq"hg o cng"tcvkq"ku"gswkxcngpv"cv"72 ' "*448"uvwfgpvu+"hg o cng"cpf"72 ' "*448"uvwfgpvu+" o cng0

Ycmgt"Etggm"jcu"7"rnwu"gvjpkkvkgultcegu"tgrtgugpvvf0

Vjg"ec o rwu"jcu"34039 ' "kfgpvkhkgf"cu" I khvgf"cpf"Vcngpvvf0

School Processes & Programs

Curriculum & instruction: Tier 1 priorities, Coaching Cycles, BISD expectations rubrics reviewed and implemented.

Professional development: Continuous Improvement, Capturing Kids Hearts, BISD curriculum expectations, and T-TESS training providing to staff annually

Communication: Parent/staff newsletters weekly and parent conferences each semester, Parent information evening events, Skyward communication

Leadership & decision-making processes: Leader of Learners, Site Based and Campus Operations Committees meet monthly

Scheduling: WIN time intervention schedules and Academic schedules created annually and collaboratively based on student need

Support Services: Continual review of counseling services, Social Emotional needs, and MTSS services monitored through grade-level collaborative meetings

Professional development and school program updates provided annually regarding our top priorities which include: Continuous Improvement, Capturing Kids Hearts, Character Strong, BISD Tier 1 Priorities, T-Tess, and PBIS. This provides alignment for staff which ensures these priorities are implemented with consistency and fidelity. Every staff member has a role in every program.

"
"

Rtqhguakqpcn"fgxgnqr o gpv"fguktgf"tgi ctfkpi"uwwfgpvu"ykvj"ugxgtg"dgjcxkqtu"cpf"fg/guecncvkqp"vgejpkswgu0""
ku"vtgpfkpi"wr yctf0"Ycnmgt"Etggm"ucy"32 "kpetgcug"kp"Cv/Tkum"uwwfgpvu"htq o"4243/4244"vq"4244/42450""

Vjg"Cv/Tkum"rqrwncvkqp

Perceptions

- Eqpukuvgpv"u{uvgo"qh"RDkU"cu"ygm"cu"EMJ"kp"cm"ctgcu"qh"vjg"uejqqn0
- Nctig"pwodgt"qh"rctgpv"xqnpvggtu"cpf"vtqpi"RVC0
Rqkvkxg"eqoowpkecvkqp"vq"rctgpvu"cpf"coqpiuv"uvchh"vjtwij"eqookvvggu."uvchh/oggvkiu."pgyungvvtu."Dncemdqctf."Hqewu."uqekcn"ogfk."cpf"vgcejgtlhcokn{"eqoowpkecvkqp"cpf

Priority Problem Statements

< kpetgcug"6vj" I tcf g"UVCCT"Ocvj" r gthqt o cpeg"d{"hqmnykpi"vjg" o cvj"y qtmujqr" o qfgn"cpf"vj tqwi j"wukpi"WRUE"uvtcvg i kgu"vq"kpetgcug" r gthqt o cpeg"qp"y qtf

Goals

Goal 1: Students will achieve their full potential through a system that is responsive to the academic, social, and emotional needs of the student.

Performance Objective 1: All students will make at least one year's progress in reading and mathematics literacy by the end of year.

Gpuwtg'fckn{"kpvgtxgppkqp"ku"hcwugf"ctqwpf"uwfpgpvu"qp"Vkgtu"4"cpf"5"ykvj"wug"qh"cr rtrtkcvg"tguqwtegu"d{"uvchh
yqtmkpi"ykvj"uwfpgpvu0

Demographics

< Vjg"ec o rwu"jcu"72 ' "qh"uwfpgpvu"*443"uwfpgpvu+"eqpukfgtgf"Cv/Tkum"" < Ngctkpi"icru."uqekqgeppq o ke"uvcvwu""

Student Learning

< kpetgcug"6vj" I tcf"UVCCT"Ocvj"rgthqt o cpeg"d{ "hqmkykpi"vjg"ocvj"yqtmujqr" o qfgn"cpf"vjtwij"wukpi"WRUE"uvtcvgikgu"vq"kpetgcug"rgthqt o cpeg"qp"yqtf
rtqdnq o ul"kpetgcug"7vj" I tcf"UVCCT"Uekgpeg"rgthqt o cpeg"vjtwij"wuq"qh"xqecdwnct{"cpf"vjg"7G"yqtmujqr" o qfgn0"" < Vgcejgtu"pgy"vq"rqukvkqpu"cu"ygm"cu"uvchh"ewvu
etgcvkpi"cnem"qh"uwdlgev"ctgclitc fg/ngxgn"eqmcdqtcvkqp"eqwringf"ykvj"kpetgcugf"Cv/Tkum"rqrwncvkqp0""

School Processes & Programs

< Rtqhgukqpcn"fgxgnqr o gpv"fguktgf"tgictfkpi"uwfpgpvu"ykvj"ugxgtg"dgjcxkqtu"cpf"fg/guecncvkqp"vgejpkswgu0"" < Vjg"Cv/Tkum"rqrwncvkqp"ku"vtgpfkpi
wryctf0"Ycmgt"Etggm"ucy"c"32 ' "kpetgcug"kp"Cv/Tkum"uwfpgpvu"htqo"4243/4244"vq"4244/42450""

| |
|--------------------|
| Perceptions |
| < |





Goal 2:

Goal 2:

Goal 3: All students and staff will learn and work in a safe and responsive environment.

Performance Objective 1: Attain a 10% or more annual increase in results on a school safety survey that is administered annually to students, staff, and parents.

Fkuvtkev"uchgv{"uwtxg{"qh"uwvfgpvu."rctgpvu"cpf"uvchh

| | | | | |
|--|---|--|--|---|
| <p>ewvwtg@</p> <p>Tgxky"rgtegrvkqp"fcv"htqo"uwvfgpvu."uvchh."cpf"rctgpvu"vq"kfgrpvh{"uvtcvgikgu"vq"ko"rtqyg"ec"o"rwu"qrgtcvkqpu"cpf</p> <p>3+"Tgxky"uwtxg{"fcv"cpf"kfgrpvh{"vtgpfu"htqo"uwtxg{"u"ikxgp"kp"gcej"ug"oguvgt</p> <p>4+"Eqo"owpkvcyg"uwtxg{"tguwvu"vq"cm"uvcmgjqnfgtu</p> <p>5+Vcmg"eqttgevkxg"cevq"htqo"uwtxg{"tguwvu</p> <p style="text-align: center;">Cfo"pkuvtkvq"q"</p> <p>NQN"ogodgtu</p> <p>Vgcejgtu</p> <p style="text-align: center;">Rgtegrvkqpu 3</p> | | | | |
| | " | " | " | " |
| |  Pq"Rtqitguu |  Ceeqornkujgf |  EqvpkpwglOqfkh{" |  Fkueqvpkpwg |

Performance Objective 1 Problem Statements:

| Perceptions |
|--|
| <p><Kpetgcug"ec"o"rwu"cpf"eqo"owpkv{"mpqyngfig"qh"Ecrvwtkpi" Mkf)u"Jgctvu"cpf"RDkU"cu"rctgpvu"ctg"nguu"hc"oknct"ykvj"vjg"rtqeguugu@"Jgnr"uwvfgpvu"vq"ocmg"vjg"eqttgncvkq"dgvyggp"rqukvkxg"uqekcn"umknu"cpf"Ecrvwtkpi" Mkf)u"Jgctvu@""</p> |

State Compensatory

Budget for Walker Creek Elementary

Total SCE Funds:"&2022

Total FTEs Funded by SCE:"407

Brief Description of SCE Services and/or Programs

| |
|--|
| |
|--|

Personnel for Walker Creek Elementary

| <u>Pcog</u> | <u>Rqukvkqp</u> | <u>HVG</u> |
|------------------|------------------------------|------------|
| Jcng{"Oqttku | Etkuku"Kpvgtxgpkqp"Eqwpugnqt | 207 |
| Lwnkg"Jguygt | Ocvj"KpvgtxgpkpkuvlOVUU | 3 |
| Uvce{"Jknfgdtepv | F{ungzkc | 3 |

Campus Funding Summary

| 3 | 3 | 4 | Uvcthem"Uqhv yctg | | &577022 |
|---|---|---|----------------------|--|-----------|
| 3 | 3 | 4 | Y tkvcdng"tguqwteg | | &5.222022 |
| 3 | 3 | 4 | Ocvj" IRU"tguqwteg | | &7.222022 |
| 3 | 4 | 3 | EMJ"Hqnnqy"wr"xkukvu | | |

| | | | | |
|--|--|--|--|------------|
| | | | | |
| | | | | |
| | | | | &73.284022 |