


Birdville Independent School District
Birdville High School
2022-2023 Campus Improvement Plan



Vcdng"qh"Eqpvgpvu

Comprehensive Needs Assessment

Revised/Approved: May 25, 2022

Demographics

Demographics Summary

School Processes & Programs

School Processes & Programs Summary

Rtqi tco u"cpf"rtqeguugu"kp"rnceg"cv"Dktfxknng" Jki j "Uejqqn"ctg<"Ngc fgtu"qh"Ngctpgtu"rtqi tco ."EKT"l"Tk i qt" Y cmu."Eqpvkpwqwu"K o r t q x g o g p v .
DQNF"Nkvg tce{."EQTG"Xcnwg"rtqi tco ."Ecpxcu"Ngctpkpi"Ocp c i g o g p v"U { u v g o 0

School Processes & Programs Strengths

Qwt"Ngc fgtu"qh"Ngctpgtu"vgc o "ku"c"uvtgpi v j "hqt"qwt"ec o r w u 0 "" V j k u " i t q w r " q h " v g c e j g t " n g c f g t u " j g n r " v q " o q p k v q t " v j g " E q p v k p w q w u " K o r t q x g o g p v
k p k v k c v k x g u " q p " q w t " e c o r w u " v j t q w i j " N Q N " v t c k p k p i " r t q x k f g f " d { " q w t " f k u v t k e v " c p f " c n u q " h t q o " e c o r w u " x k u k v u " v q " q v j g t " j k i j " r g t h q t o k p i " u e j q q n u " y k v j k p
q w t " e c o r w u " e q o r c t k u q p " i t q w r 0

Qwt"EQTG"Xcnwg"rtqi tco "ku"c"uvtgpi v j "hqt"qwt"ec o r w u ." c p f " v j k u " { g c t " y g " c t g " c f f k p i " v j g " E j c t c e v g t " U v t q p i " e w t t k e w n w o 0 "" Y g " t g e q i p k | g " u v w f g p v u
g c e j " u k z " y g g m u " c v " q w t " \$ Q w w u v c p f k p i " U v w f g p v u " q h " v j g " 8 " Y g g m u \$ " d t g c m h c u v " t g e q i p k v k q p " e g t g o q p { 0 0 0 " c p f " u v w f g p v u " c t g " t g e q i p k | g f " h q t " g z j k d k v k p i " c
r c t v k e w n c t " E Q T G " x c n w g " q h " v j g " 8 " y g g m u 0 "" H c o k n { " o g o d g t u " c v g p f " v j g u g " t g e q i p k v k q p " e g t g o q p k g u " c p f " v j k u " r t q i t c o " j c u " i t q y p " k p v q " c " r q u k v k x g
u v t g p i v j " h q t " q w t " e c o r w u " q x g t " v j g " r c u v " u g x g t c n " { g c t u 0 ""

Cp q v j g t " u v t g p i v j " k u " q w t " u r g e k n " u g t x k e g u " r t q i t c o u 0 "" Y g " u g t x g " u v w f g p v u " y k v j " Q J K . " c w f k v q t { l x k u w c n l f g c h " k o r e k t o g p v u . " k p v g n g e v w c n " (" n g c t p k p i
f k u e d k n k v k g u . " c p f " c w v k u o 0 "" Y g " j c x g " c " r t q i t c o " e c m n g f " \$ D k t f x k n n g " D w f f k g u \$ " y j g t g " y g " r c t v p g t " c " i g p g t c n " g f w e c v k q p " u v w f g p v " y k v j " c " u r g e k n " g f w e c v k q p
u v w f g p v " c p f " k v " k u " c " j k i j n k i j v " q h " q w t " e c o r w u . " y k v j q w v " c " f q w d v # "" V j k u " r t q i t c o " i t q y u " k p " r q r w n c t k v { " g x g t { { g c t " * k p f k e c v g f " d { " v j g " k p e t g c u k p i
p w o d g t " q h " u v w f g p v u " v j c v " y c p v " v q " l q k p " D k t f x k n n g " D w f f k g u + " c p f " y g " c t g " u q " v j c p m h w n " h q t " v j g " k p e n w u k x g " g p x k t q p o g p v " v j k u " r t q i t c o " j c u " d t q w i j v " v q " q w t
e c o r w u 0

M - â ill

Priority Problem Statements

Comprehensive Needs Assessment Data Documentation

The following data were used to verify the comprehensive needs assessment analysis:

Improvement Planning Data

- District goals
- Campus goals
- Performance Objectives with summative review (prior year)
- Campus/District improvement plans (current and prior years)
- Covid-19 Factors and/or waivers for Assessment, Accountability, ESSA, Missed School Days, Educator Appraisals, etc.
- Planning and decision making committee(s) meeting data
- State and federal planning requirements

Accountability Data

- Texas Academic Performance Report (TAPR) data
- Student Achievement Domain
- Student Progress Domain
- Closing the Gaps Domain
- Accountability Distinction Designations

Student Data: Assessments

- State and federally required assessment information
- STAAR current and longitudinal results, including all versions
- STAAR End-of-Course current and longitudinal results, including all versions
- STAAR released test questions
- Texas English Language Proficiency Assessment System (TELPAS) and TELPAS Alternate results
- Postsecondary college, career or military-ready graduates including enlisting in U. S. armed services, earning an industry based certification, earning an associate degree, graduating with completed IEP and workforce readiness
- Advanced Placement (AP) and/or International Baccalaureate (IB) assessment data
- Career and Technical Education (CTE) Programs of Study data including completer, concentrator, explorer, participant, and non-participant information
- SAT and/or ACT assessment data
- PSAT

Student Data: Student Groups

Student Group

Goals

Goal 1: All students will achieve their full potential through a system that is responsive to the academic, social and emotional needs of the student.

Performance Objective 1: Increase STAAR Performance under Student Achievement (Domain 1) of the state accountability system by 2 points over previous year. (2022 = 91)

Evaluation Data Sources: Domain 1 performance in 2023

Strategy 1 Details	Reviews			
<p>Strategy 1: Implement Tier 1 Priorities in each content area.</p> <p>Actions: Action A. Implement a process for monitoring implementation of tier 1 priorities</p> <p>Action B. Develop and implement a plan to increase leadership density throughout the system around Tier 1 priority implementation.</p> <p>Action C. Allocate necessary resources to implement Tier 1 priorities</p> <p>Action D. Use screener data to provide differentiated Tier 1 instruction.</p> <p>Staff Responsible for Monitoring: Campus Administration, Department Chairs, and PLC Facilitators</p> <p>Additional Targeted Support Strategy</p>	Formative			Summative
	Nov	Jan	Mar	June
Strategy 2 Details	Reviews			
<p>Strategy 2: Embed literacy instruction in all content areas within Canvas learning platform.</p> <p>Actions: Action A. All teachers receive Canvas training specific to their content areas.</p> <p>Action B. Use screener data and teacher feedback to make decisions on next steps.</p> <p>Action C. Tier 1 Priorities used in all content areas to enhance literacy instruction</p> <p>Staff Responsible for Monitoring: Campus Administration, Department Chairs, and PLC Facilitators</p> <p>Additional Targeted Support Strategy</p>	Formative			Summative
	Nov	Jan	Mar	June

Strategy 3 Details	Reviews
Strategy 3:	

Goal 1:





Goal 1:

Goal 1: All students will achieve their full potential through a system that is responsive to the academic, social and emotional needs of the student.

Goal 2: Students will utilize a system with efficient and effective operations to support and improve the learning organization.

Performance Objective 1: By the end of the current school year, 100% of classrooms will develop and monitor class mission statements which include components of character development using our SEL curriculum.

Evaluation Data Sources: Campus survey data

Strategy 1 Details	Reviews			
<p>Strategy 1: Recognize students exhibiting CORE values at the Outstanding Students of the 9 Weeks ceremonies.</p> <p>Actions: A) Design student tasks that provide them with experiences to develop CORE values centered around the Character Strong curriculum.</p> <p>B) Design activities that will integrate CORE values throughout the campus centered around the Character Strong curriculum.</p> <p>C) Recognize students who exhibit the CORE values at every Outstanding Students of the 9 Weeks breakfast recognition ceremony and on a bulletin board near the Cafe</p> <p>D) Implement a Digital Citizenship and Safety Program</p> <p>E) Create a bulletin board that provides students an opportunity to receive and give encouragement to others</p> <p>Staff Responsible for Monitoring: Campus Administration</p>	Formative			Summative
	Nov	Jan	Mar	June
Strategy 2 Details	Reviews			
<p>Strategy 2: Provide classroom counseling lessons addressing relevant topics for our students through the Character Strong curriculum.</p> <p>Actions: A) Conduct Red Ribbon activities during Red Ribbon Week in October</p> <p>B) Create opportunities for mentoring relationships and meaningful conversations through Hawk Time</p> <p>C) Worth the Wait & Play it Safe programs led by campus clinic staff, contracted staff, and local PD address STDs and risks associated with sexual conduct</p> <p>D) Create a Students Serving Students organization/club on campus that consists of student leaders who can provide an outlet for their peers who are struggling with mental health</p> <p>Staff Responsible for Monitoring: Campus Administration</p>	Formative			Summative
	Nov	Jan	Mar	June
<div style="display: flex; justify-content: space-around; align-items: center;"> <div style="text-align: center;">  No Progress </div> <div style="text-align: center;">  Accomplished </div> <div style="text-align: center;">  Continue/Modify </div> <div style="text-align: center;">  Discontinue </div> </div>				

Goal 2:

Goal 3:

Goal 3: All students and staff will learn and work in a safe and responsive environment.

Performance Objective 2: Reduce the amount of time students are removed from the regular classroom due to disciplinary placements.

Evaluation Data Sources: Annual Report of Disciplinary Incidents:

Strategy 1 Details	N Reviews			
<p>Strategy 1: Continue our locally developed campus-wide behavior / discipline management RtI program</p> <p>Actions: A) Train staff members on our campus wide behavior/discipline management RtI program</p> <p>B) Align campus discipline management programs with requirements of the district RtI plan.</p> <p>C) Conduct an evaluation of the implementation of the behavior RtI plan</p> <p>D) Monitor the assignment of students in the DAEP and their subsequent behavioral progress.</p> <p>E) Evaluate data from Tyler Pulse, Aware and screeners to identify academic trends of students assigned to ISS.</p> <p>Staff Responsible for Monitoring: Campus Administration</p>	Formative		Summative	
	Nov	Jan		

Goal 3: All students and staff will learn and work in a safe and responsive environment.

Performance Objective 3: Increase the percentage of students and staff who report feeling safe at school.

Evaluation Data Sources: Safety survey:

Strategy 1 Details	Reviews
<p>Strategy 1: Collect perception data from students, staff and parents to identify strategies to improve campus safety.</p> <p>Actions: A) Implement strategies to address areas of need.</p> <p>B) Conduct at least the minimum number of required emergency safety drills during the school year.</p>	

Campus Funding Summary

199 - General Funds: SCE					
Goal	Objective	Strategy	Resources Needed	Account Code	Amount
1	1	4	Personnel		\$478,515.00
Sub-Total					\$478,515.00
Budgeted Fund Source Amount					\$478,515.00
+/- Difference					\$0.00
ESSER					
Goal	Objective	Strategy	Resources Needed	Account Code	Amount
1	1	5	ESSER Tutors		\$34,056.00
Sub-Total					\$34,056.00
Budgeted Fund Source Amount					\$34,056.00
+/- Difference					\$0.00
Grand Total Budgeted					\$512,571.00
Grand Total Spent					\$512,571.00
+/- Difference					\$0.00